| VENICE RANGE | | | | | |
|---|---|---|---|---|---|
| POOL | LENGTH (L1) | WIDTH (W1) | WIDTH (W2) | MIN DEPTH (D1) | MAX DEPTH (D2) |
| VENICE 10.5 | 10470 | 4380 | 3780 | 1140 | 1980 |
| VENICE 9.5 | 9500 | 4380 | 3780 | 1185 | 1930 |
| VENICE 8.5 | 8520 | 4380 | 3780 | 1220 | 1900 |
| VENICE 7.6 | 7600 | 4380 | 3780 | 1260 | 1860 |
| VENICE 7.2 | 7130 | 3400 | 2800 | 1240 | 1860 |
| VENICE 6.2 | 6220 | 3400 | 2800 | 1275 | 1765 |

* All measurements are mm.

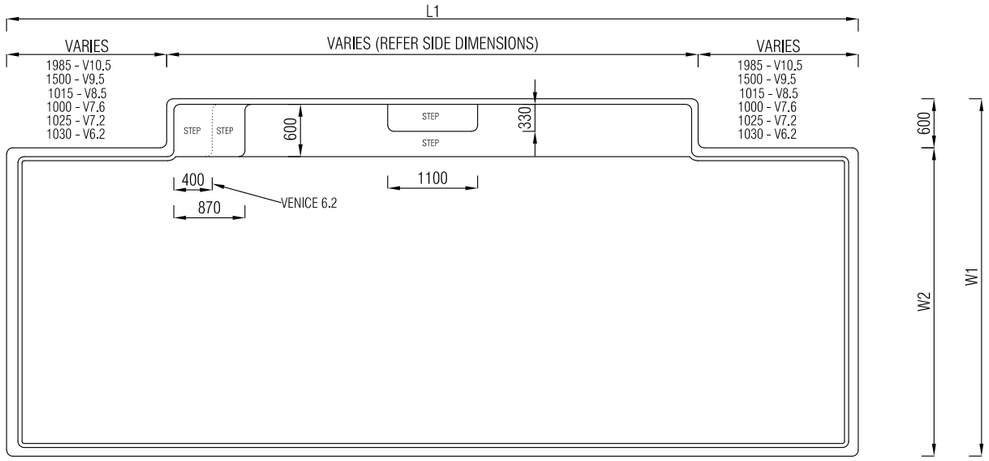


## PLAN
N.T.S

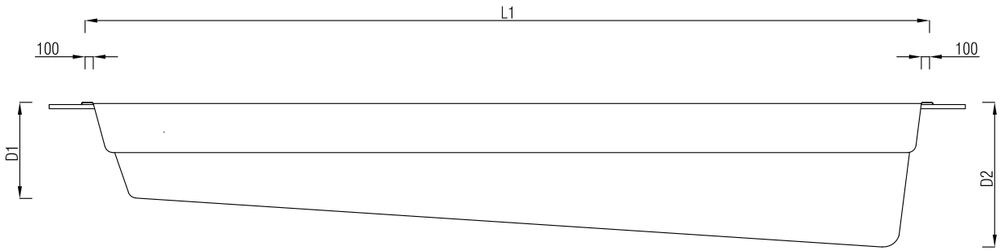


## ELEVATION
N.T.S

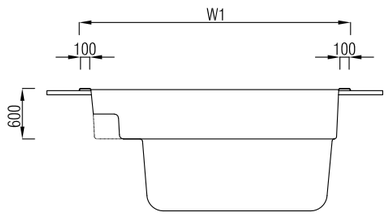


## SECTION
N.T.S

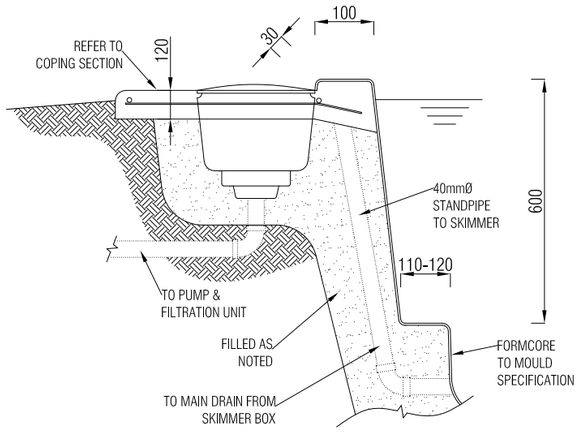


## SKIMMER BOX DETAIL
N.T.S

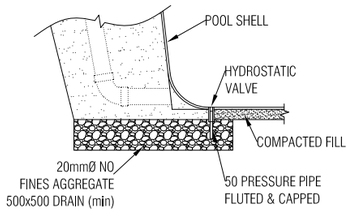


## HYDROSTATIC VALVE DETAIL
N.T.S

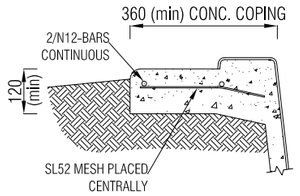


## CONCRETE COPING DETAIL
N.T.S

* Concrete paving beside coping shall not be fixed to pool coping.

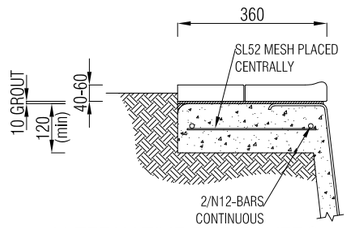


## ALTERNATIVE FOR PAVERS
N.T.S

## GENERAL NOTES

1. PROVIDE A 100mm (min) THICK BEDDING LAYER OF NON-COHESIVE PERMEABLE MATERIAL (max) SIZE 12mm.
2. WORK TO COMPLY WITH AS1838:2021 SAA PREMOULDED REINFORCED PLASTIC SWIMMING POOLS & AS1839:2021 SWIMMING POOLS - PREMOULDED FIBRE-REINFORCED PLASTICS - INSTALLATION & THE REQUIREMENTS OF ALL THE RELEVANT STATUTORY AUTHORITIES.
3. THE GRANULAR BASE SHALL BE SCREEDED & COMPACTED TO PROVIDE UNIFORM SUPPORT FOR THE SHELL. PLACE GRAVEL, PLUG, LEVEL THE POOL, HANDLING WITH A CENTRE SPREADER.
4. BEDDING TO BE RAMMED BETWEEN SHELL & EXCAVATION IN LAYERS WHEN POOL HAS BEEN FILLED, COMPLETE THE SURROUND.
5. THE FIBREGLASS SHELL SHALL HAVE A MINIMUM THICKNESS OF 4.2mm WITH 3 LAYERS OF 0.025 LBS/FT$^2$ ROVINGS.
6. THE FLOOR SHALL HAVE 3 LAYERS OF CHOP STRAND FIBREGLASS.
7. THE RIBS SHALL HAVE 1 LAYER OF 600gr/m$^2$.
8. ROVINGS OVER RIBS FORMS & LAMINATED TO POOL WALLS.
9. RESIN TO GLASS RATIO 2:1 BY WEIGHT.
10. GRIP RAILS & COPING TO BE 10mm (min) THICKNESS.
11. CONCRETE STRENGTH TO BE N20/20/100.
12. FILTER TO BE CONNECTED TO SKIMMER BOX & WATER RETURN PORTS WITH 40mmØ PVC PRESSURE PIPE & FITTINGS, FIT UP TO HYDROSTATIC VALVE, RETURN PIPES SHALL BE 50mmØ.
13. NO RESPONSIBILITY WILL BE TAKEN BY THE CONSULTING ENGINEER FOR DIMENSIONS OBTAINED BY SCALING THE STRUCTURAL DRAWINGS.
14. THE CONTRACTOR SHALL BE RESPONSIBLE FOR MAINTAINING THE STRUCTURE AND NEIGHBOURING STRUCTURES IN A SAFE AND STABLE CONDITION DURING CONSTRUCTION. NO PART SHALL BE OVERSTRESSED.
15. THIS POOL IS NOT INTENDED FOR USE ON ABOVE GROUND INSTALLATIONS OR DESIGNED TO BE EMPTIED WITHOUT THE APPROVAL OF BARRIER REEF POOLS P/L.
16. ALL POOLS TO HAVE 1/N12 INSIDE & OUTSIDE OF COPING ON THE LONGEST SIDE & 1/N12 EACH END.
17. ALL LAPPING OF BARS TO BE 600mm (min) & TIED.
18. POOLS OVER 8400mm LONG ARE TO HAVE 2/N12 BARS ON OUTSIDE OF COPING 50mm APART.
19. THIS POOL IS SUITABLE FOR SOIL CLASSIFICATIONS OF 'A', 'S', 'M' & 'H1' SITES.
20. FOR SOIL CLASSIFICATIONS OF 'H2' & 'E' SITES REFER TO CERTIFICATION LETTER FOR REQUIRED ADJUSTMENTS.
21. ALL SOIL CLASSIFICATIONS OF 'P' SITES SHALL BE REFERED TO AN ENGINEER.

| DRAWING REVISIONS | | | |
|---|---|---|---|
| BB | REVISED AS PER CLIENTS REQUESTS | GAB | JUL2023 |
| AA | PRELIMINARY FOR CLIENTS APPROVAL | GAB | MAR2021 |
| - | PRELIMINARY DRAWINGS | GAB | OCT2013 |
| REV | DESCRIPTION | BY | DATE |

| REFERENCE DRAWINGS | |
|---|---|
| DRAWING NAME | TITLE |


COPYRIGHT
THESE DESIGNS, PLANS AND INFORMATION ARE COPYRIGHT AND ARE NOT TO BE USED OR REPRODUCED WHOLLY OR IN PART OR TO BE USED ON ANY PROJECT WITHOUT THE WRITTEN PERMISSION OF SUMMERMORE PTY LTD

DO NOT SCALE FROM THESE DRAWINGS.


| SIGNED APPROVAL | | |
|---|---|---|
| APPROVED | 23APR2024 | |
| RPEQ | 6715 | |
| REVIEWED | | |
| DESIGNED | RAB | JUL2023 |
| DRAWN | GAB | JUL2023 |
| SCALE | AS SHOWN | |

ORIGINAL DRAWING SIZE at A3


Summermore Pty Ltd
Consulting Engineers
ACN: 108 898 433
ABN: 42 108 898 433
ron@summermore.com.au
www.summermore.com.au
PO Box 1671
Browns Plains BC, QLD, 4118
Phone: 07 3800 0973
Fax: 07 3800 1860


CLIENT
BARRIER REEF GROUP
9 Doug Sullivan Ct,
Beaudesert,
QLD, 4285.

PROJECT: GENERIC STRUCTURAL DETAILS

TITLE: VENICE RANGE

DRAWING NUMBER: 13-6293-S30

REV: BB